



# The Parents' Guide to Google Classroom

# What is Google Classroom?

Think of Google Classroom (GC) as your child's digital link to learning.

Teachers use GC to share assignments, homework, newsletters, and much more with students AND parents!



# Getting Started



Your child was provided with a secure login and password that is unique to them.

Check with his/her teacher to obtain this private information OR ask them to add you as a parent via email!

# Getting Started



1

Click on the Google Chrome browser icon.

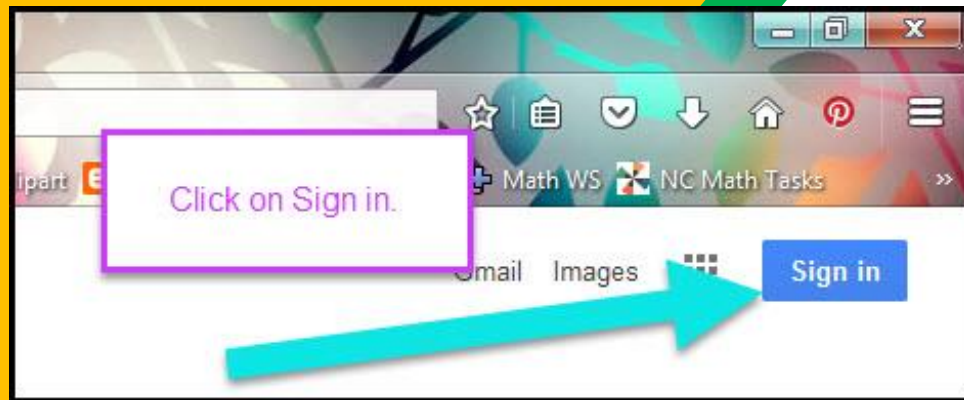
# Getting Started



2

Type [www.google.com](http://www.google.com)  
into your web  
address bar.

# Getting Started



3

Click on **SIGN IN** in the upper right hand corner of the browser window.

# Getting Started

Google

Hi Tanya  
bratton@opsb.info

Enter your password

Forgot password?

NEXT

Click on Next

4

Type in your child's  
Google Email address  
& click "next."

# Getting Started



A screenshot of a Google login page. At the top left is the Google logo. Below it, the text "Hi Tanya" is displayed, followed by a small profile icon and the email address "bratton@opsb.info". Underneath is a blue link that says "Enter your password" above a password input field. To the left of the input field is a blue link that says "Forgot password?". To the right of the input field is a blue button labeled "NEXT". A red arrow points from a red box containing the text "Click on Next" to the "NEXT" button.

5

Type in your  
**PASSWORD**  
& click "next."



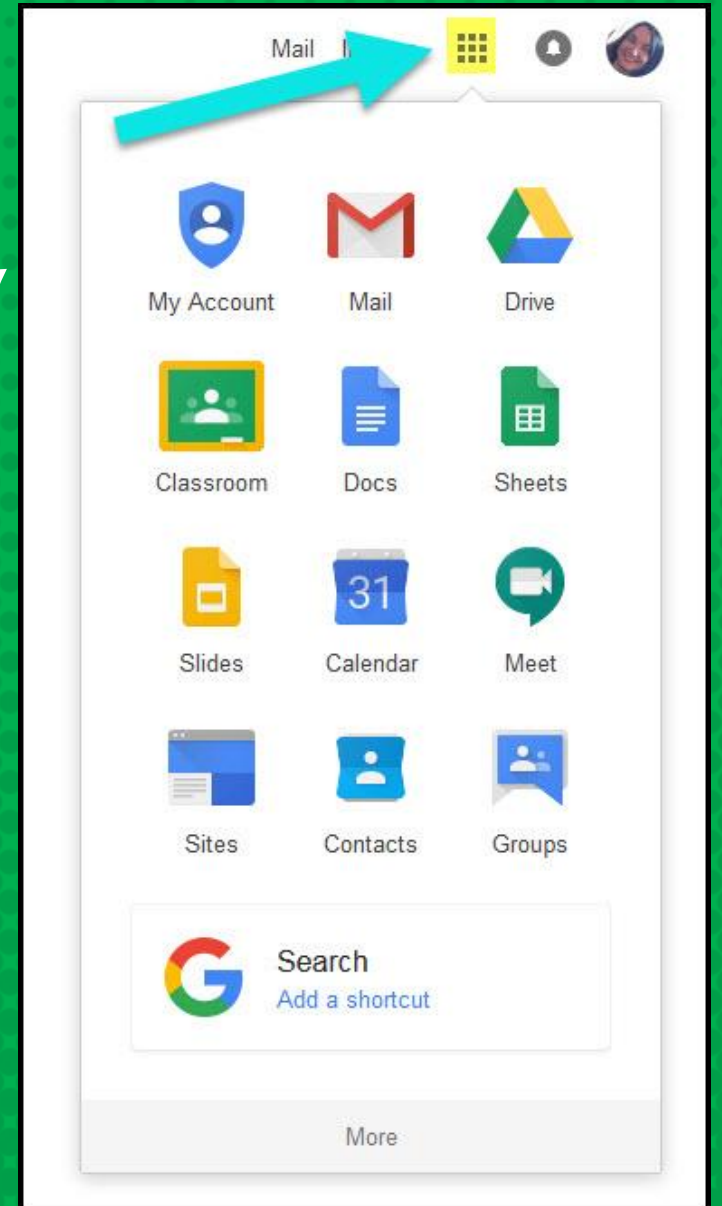


***NOW YOU'LL SEE***

that you are signed in to  
your Google Apps for  
Education account!

# GOOGLE SUITE

Click on the 9 squares  
(Waffle/Rubik's Cube) icon in the  
top right hand corner to see  
the Google Suite of Products!



# GOOGLE ICONS TO RECOGNIZE:



CHROME



DOCS




DRIVE



SLIDES



SHEETS



FORMS



CALENDAR



GMAIL



PHOTOS



MAPS



KEEP



CLASSROOM



MEET



HANGOUTS



SITES



CONTACTS



CLOUD



CLOUD SEARCH



YOUTUBE



NEWS



VAULT



MY ACCOUNT



GROUPS

# Navigating Classroom

1

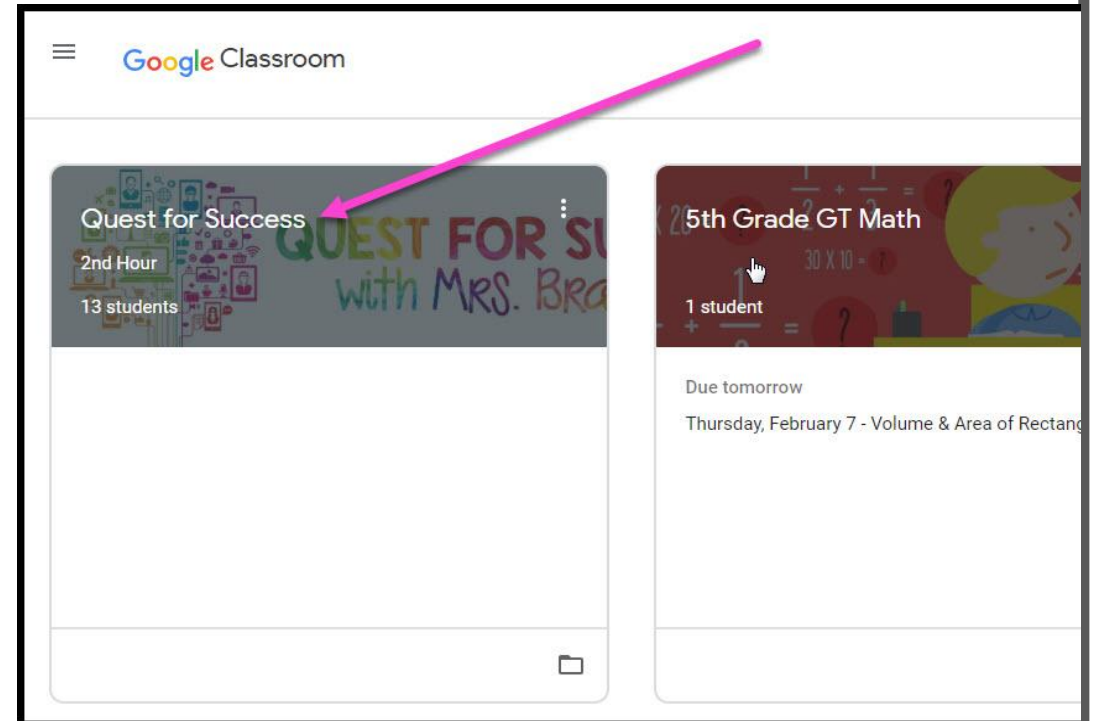
Click on the waffle button and then the [Google Classroom](#) icon.



# Navigating Classroom

2

Click on the class you wish to view.



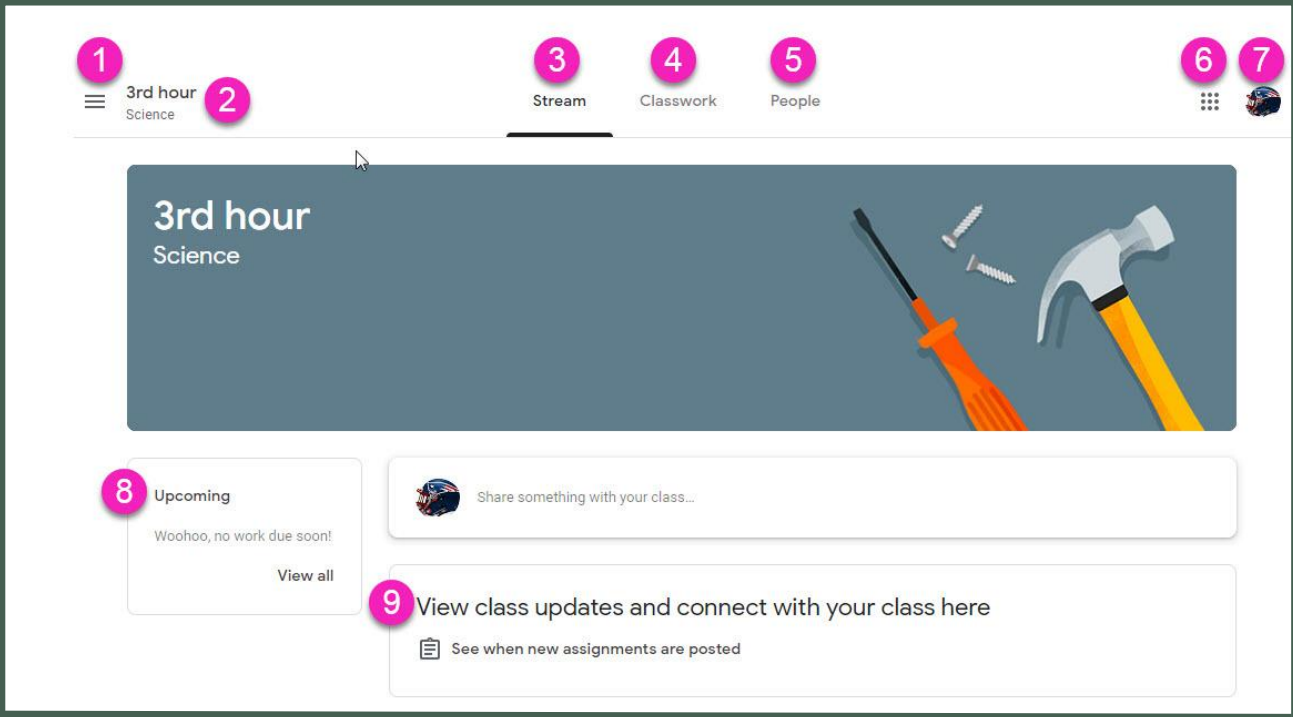


# Navigating Classroom



 = High Interest for Parents

# 3

Page tools  
(Left side)



The screenshot shows a Classroom page for '3rd hour Science'. The interface includes a top navigation bar with a menu icon (1), the current class name (2), and tabs for 'Stream' (3), 'Classwork' (4), and 'People' (5). On the right side of the top bar are a waffle button (6) and a user profile icon (7). The main content area features a header for the class (2) with a background image of tools, an 'Upcoming' section (8) with a 'View all' link, a sharing box, and a section for class updates (9) with a 'See when new assignments are posted' option.

- 1 Menu of Classes
- 2 Current Class
- 3 Announcements Page
- 4 Assignments 
- 5 Teacher(s) & Classmates
- 6 Waffle Button (App Directory)
- 7 Your account
- 8 Upcoming Assignments 
- 9 Updates from your teacher

# Navigating Classroom

# 4

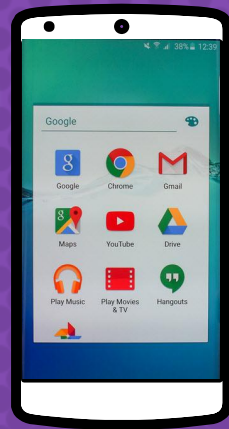
## Assignment details

The screenshot displays the Classroom interface for a class. At the top, there are tabs for 'Stream', 'Classwork', and 'People'. Below these are icons for 'View your work', 'Google Calendar', and 'Class Drive folder'. A sidebar on the left lists 'All topics', 'Benchmark Tests', 'Daily Lesson Files', 'Assessments', 'Back to School', and 'Resources'. The main content area shows a 'Benchmark Tests' section with a 'STAR Math Benchmark Test - BOY' due on Sep 3. Below that is a 'Daily Lesson Files' section for 'For the Week of September 2 - 6', due today. The assignment status is 'Assigned'. A list of daily lesson files is shown: 'Day 1 - Multistep Equatio... PDF', 'Day 2 - Variables on Both... PDF', 'Day 3 - Infinite & No Solu... PDF', and 'Day 4 - Algebraic Propor... PDF'. A 'View Assignment' button is at the bottom.

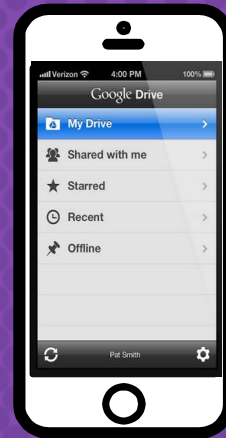
- 1 Classwork Tab
- 2 See your Grades
- 3 See Due Dates
- 4 View your files
- 5 Topics available
- 6 Topic Headings
- 7 Assignment Title
- 8 Assignment Due Date
- 9 Assignment Status
- 10 Attached files/links
- 11 Click to view assignment

# ACCESS

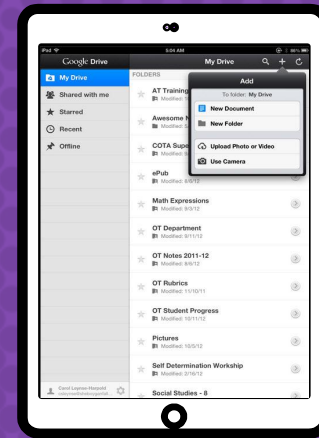
# ANYWHERE



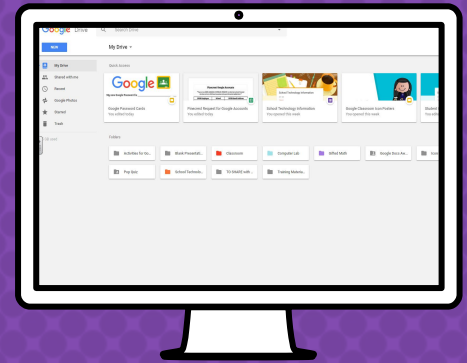
**ANDROID**



**IPHONE**



**TABLET**



**DESKTOP**





# GOOGLE APPS

---

allow you to edit Google assignments from any device that is connected to the internet!



Download on the  
App Store



GET IT ON  
Google Play